



# PATHFINDER

SOLAR FLOOD  
LIGHT with motion  
sensor

# PATHFINDER

## SOLAR FLOOD LIGHT with motion sensor

Introducing the **PATHFINDER Solar Floodlight** range, an off-grid lighting solution for multiple applications. A strong design, made with quality components, resulting in a reliable and efficient solution. Integrated motion sensor as standard.

**PATHFINDER** adopts the latest technology of control system to balance between the solar panel and lithium battery. The lithium battery is built inside to store the energy and extend the light lifetime up to 10 years. The quality solar panel is able to charge the battery well even during very challenging days, such as cloudy days or in wintertime.



Microwave motion sensor function could be turned ON/OFF freely via 2.4G remote control. The popular lighting programs are built in to allow users to select easily, what's more, the light also can work at day time when the battery is charging by the solar panel. One 2.4G remote controls all the lights in the same group within 20 metres.

## MAIN FEATURES

- Equipped with brand new lifepo4 battery instead of recycled ones from E-vehicles.
- Equipped with 2.4G remote with 360° signal transmission, more sensitivity and longer distance.
- Equipped with microwave sensor, multi-lighting functions optional.
- Equipped with the highest lighting efficiency LED chip up to 200lm/w max.
- Equipped with a separate adapter cable for easier connection.
- Equipped with stainless steel ON/OFF button.
- Improved installation method for solar panel, more user-friendly installation.

## KEY COMPONENTS



### 2.4G REMOTE CONTROL

- Long distance with 360 degrees signal transmission, one remote can control multiple solar lights at the same time in the same area.




### LIFEPO4 BATTERY

- Brand new, ultra long lifetime, big capacity of LifePO4 battery pack is built inside guarantees system to work reliably.



### ADAPTER CABLE

- Individual 4.5m cable to connect solar panel and light fixture, It makes the installation simple.



### SWITCH BUTTON

- Stainless steel button with rubber cap cover is adopted for easy operation.



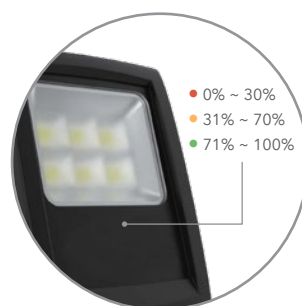
### MOTION SENSOR

- Built in motion sensor program. off+100% power for 1 minute, or 30%+100% power when sensor is triggered.



### WOVEN GLASS

- Lighting performance is more uniform with 4.0mm woven glass, and makes lights look more elegant.



### INDICATOR LIGHT

- Different colour of indicator light shows the remaining battery capacity, convenient for maintenance.

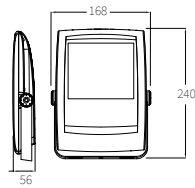


### BRACKET CAP

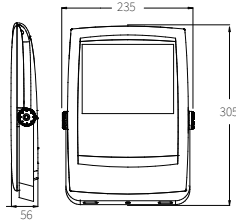
- Bracket is stronger with cap, easy to adjust the angle and more aesthetic.



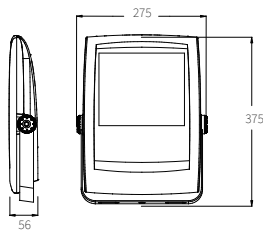
SF01



SF02



SF03 & SF04



## APPLICATION

- Temporary Tent Lighting
- Pathway Lighting
- Warehouse Lighting
- Construction Site Lighting
- Bus Station Lighting
- Emergency Lighting
- Garden Lighting
- Hotel Lighting
- Horse Stable Lighting



Environmental Protection



Remote Setting



2000 Cycles LifePO4 Battery



Electricity Bills free



High luminous efficiency



Motion Sensor Detection



ON-OFF Auto ON/OFF



IP65 Waterproof

Specification	SF01	SF02	SF03	SF04
Luminous flux (max)	880lm max	1,280lm max	2,480lm max	3,280lm max
Lighting area	12 ~ 20m <sup>2</sup>	20 ~ 35m <sup>2</sup>	35~ 45m <sup>2</sup>	45 ~ 60m <sup>2</sup>
Led power (max)	4.8W max	9.0W max	13.5W max	18.5W max
Fixture dimension	240*168*56mm	305*235*56mm	375*275*56mm	375*275*56mm
Solar panel	12W 10V	25W 10V	35W 10V	50W 10V (2pcs of 25w)
Lithium battery	6.4V 38.4WH	6.4V 76.8WH	6.4V 115WH	6.4V 154WH
Fixture color	Black as standard (White & Grey available on request)			
Color temperature	2700K & 4000K Selectable by Remote			
Housing material	Aluminium die casting			
Remote control	2.4G radio remote			
Charging time	4.5 hours			
Discharging time	>15 hours			
Working temp.	-15°C ~ +70°C			
Connect cable	4.5 meters			
IP rate	IP65			
Certificates	CE ROHS, CB			
Carton Size	52*40*38cm	54*40*49cm	64*28*42cm	64*30*42cm
Quantity / Carton	6 sets	4 sets	2 sets	2 sets
Net Weight	17.80kg	18.80kg	14.50kg	16.30kg
Gross Weight	19.20kg	20.30kg	15.60kg	17.80kg
Solar panel+light in one box	Yes			
Part Number	PF/SF01/PV12W/B	PF/SF02/PV25W/B	PF/SF03/PV35W/B	PF/SF04/PV50W/B